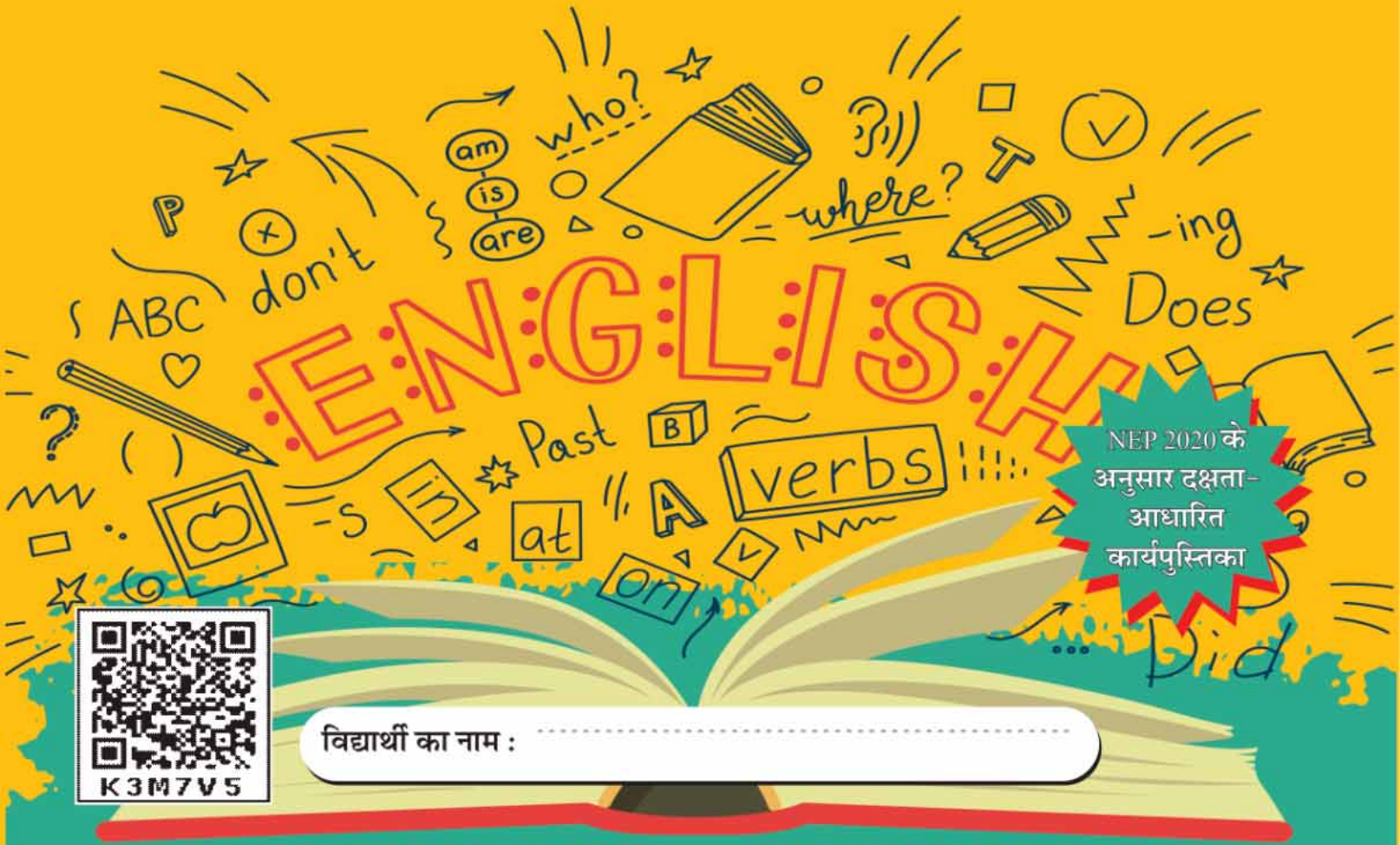




Pahal – 2

Bridge - Remediation Workbook English Grade : 3



विद्यार्थी का नाम :

राजस्थान राज्य शैक्षिक अनुसंधान एवं
प्रशिक्षण परिषद्, उदयपुर

कोरोना से बचाव के उपाय

हाथ धोने के पाँच आसान चरण



1 सबसे पहले होता है हाथ गीला, फिर हाथ पर नाचे साबुन रंगीला



2 हाथ से होता फिर हाथ का साथ, फिर घूम के आगे पीछे खेले हाथ,



3 खेलो तब उंगलियों में घुसकर



4 फिर चलाओ नाखूनों में घुसकर



5 हाथ करें फिर पानी में छम-छम, क्योंकि साफ हाथ में ही है दम

कार्यपुस्तिकाओं की मुख्य विशेषताएँ:

सभी विद्यार्थियों को कक्षा स्तर पर लाने के लिए



1 NEP 2020 के अनुसार दक्षता-आधारित कार्यपुस्तिका



2 ब्रिज और उपचारात्मक कार्यक्रम का समर्थन करने के लिए सामग्री



3 विद्यार्थी प्रगति को ट्रैक करने के लिए Baseline, Midline रचनात्मक आकलन और Endline मूल्यांकन सम्मिलित है

मुख्य संरक्षक

डॉ. बुलाकी दास कल्ला

शिक्षा मंत्री (प्राथमिक एवं माध्यमिक), संस्कृत शिक्षा विभाग
राजस्थान सरकार, जयपुर

श्रीमती जाहिदा खान

शिक्षा राज्य मंत्री (प्रारंभिक एवं माध्यमिक)
राजस्थान सरकार, जयपुर

संरक्षक

श्री पवन कुमार गोयल (IAS)

अतिरिक्त मुख्य सचिव, स्कूल शिक्षा, राजस्थान सरकार, जयपुर

डॉ. मोहन लाल यादव (IAS)

राज्य परियोजना निदेशक एवं आयुक्त, राजस्थान स्कूल शिक्षा परिषद्, जयपुर

श्री गौरव अग्रवाल (IAS)

निदेशक, प्रारंभिक एवं माध्यमिक शिक्षा, बीकानेर, राजस्थान

मुख्य मार्गदर्शक

सुश्री प्रियंका जोधावत (RAS)

निदेशक, राजस्थान राज्य शैक्षिक अनुसंधान एवं प्रशिक्षण परिषद्, उदयपुर

मार्गदर्शन

श्रीमती सना सिद्दीकी (RAS)

अतिरिक्त राज्य परियोजना निदेशक, राजस्थान स्कूल शिक्षा परिषद्, जयपुर

श्रीमती श्यामा राठौड़ (RAS)

उपायुक्त, राजस्थान स्कूल शिक्षा परिषद्, जयपुर

प्रबोधन समूह

श्री ललित शंकर आमेटा
प्रोफेसर-I, RSCERT, उदयपुर

श्री कमलेंद्र सिंह राणावत
प्रोफेसर-II, RSCERT, उदयपुर

डॉ. मोटाराम भादू
उपनिदेशक, राज. स्कूल शिक्षा परिषद्, जयपुर

डॉ. मनीषा उज्वल
एसोसिएट प्रोफेसर, RSCERT, उदयपुर

श्री मुकेशचंद्र
सहायक निदेशक, राज. स्कूल शिक्षा परिषद्, जयपुर

श्री बन्ना राम रैगर
असिस्टेंट प्रोफेसर, RSCERT, उदयपुर

विकास समूह

श्री कमल सिंह शेखावत
प्रधानाध्यापक, रा.उ.प्रा.वि.
शिंभुपुरा, गोविंदगढ़,
जयपुर

श्रीमती पूनम भाटिया
प्रधानाध्यापक, रा.उ.प्रा.वि.,
बंबाला, सांगानेर,
जयपुर

श्री देशराज सिंह तंवर
व. अध्यापक, रा.उ.मा.वि.
गोकुलपुरा, झोटवाड़ा शहर,
जयपुर

श्री टी. के. सतीश मेनन
व. अध्यापक, म.गा.अ.मा.वि.,
वल्लभनगर, उदयपुर

श्री दीपेश व्यास
व. अध्यापक, रा.उ.मा.वि.,
गनोड़ा, घाटोल,
बांसवाड़ा

विशेष सहयोग

श्री अरुण कुमार, श्री शशीकान्त, श्रीमती सोनल ओझा, श्रीमती योग्यता इसरानी

शिक्षकों के लिए संदेश

प्रिय शिक्षकों!

राजस्थान राज्य शैक्षिक अनुसंधान एवं प्रशिक्षण परिषद्, उदयपुर द्वारा कक्षा 3 से कक्षा 8 तक के विद्यार्थियों के उपचारात्मक शिक्षण के लिए हिंदी, अंग्रेजी एवं गणित विषय की कार्यपुस्तिकाएँ तैयार की गई हैं। ये कार्यपुस्तिकाएँ बुनियादी दक्षताओं को ध्यान में रखकर बनाई गई हैं। जिनसे विद्यार्थियों को उनके कक्षा स्तर तक लाया जा सके तथा उनके अधिगम अंतराल को पूरा किया जा सके।

कार्यपुस्तिका की विशेषताएँ

- प्रारंभिक अभ्यास बेस लाइन मूल्यांकन के लिए है इनसे कक्षा में समूह निर्धारित किया जाएगा।
- भाग एक पर सभी विद्यार्थियों से कार्य करवाया जाएगा। इसके अंत में मध्यावधि मूल्यांकन से विद्यार्थी का स्तर निर्धारित किया जाएगा।
- मध्यावधि मूल्यांकन के परिणाम के आधार पर नामांकित कक्षा से न्यून स्तर वाले विद्यार्थियों के साथ भाग दो पर वर्षपर्यंत शिक्षण कार्य करवाया जाएगा।

शिक्षकों की भूमिका

- कार्यपुस्तिका के साथ-साथ उपचारात्मक शिक्षण के लिए शिक्षक ए.बी.एल. किट एवं अन्य गतिविधि सामग्रियों का उपयोग करते हुए गतिविधि आधारित शिक्षण कार्य करेंगे।
- शिक्षक कार्यपत्रकों पर कार्य करने से पूर्व संबंधित शिक्षण सामग्री पर शिक्षण अधिगम प्रक्रिया पूर्ण करेंगे। उसके पश्चात् अपने मार्गदर्शन में बच्चों को कार्यपत्रकों पर अभ्यास के अवसर प्रदान करेंगे।
- शिक्षण कार्य को रोचक व गुणवत्तापूर्ण बनाने के लिए ए.बी.एल. गतिविधि एवं अन्य क्रियात्मक गतिविधियों को भी शामिल किया गया है।
- गुणवत्तापूर्ण शिक्षण की उद्देश्य पूर्ति को ध्यान में रखते हुए इन कार्यपुस्तिकाओं का निर्माण किया गया है।
- सभी शिक्षक साथियों से अनुरोध है कि वे इन कार्यपुस्तिकाओं का अधिगम अंतराल को पूर्ण करने एवं बालकों को कक्षास्तर तक लाने में समुचित उपयोग सुनिश्चित करें। व्यक्तिगत मार्गदर्शन इस कार्य में महत्वपूर्ण साधन रहेगा।

आशा है यह कार्यपुस्तिका आपके एवं विद्यार्थियों के लिए उपयोगी सिद्ध होगी। आपके सकारात्मक सुझाव सदैव आमंत्रित हैं।

INDEX

Bridge Course



Sr. No	Competency	Worksheet Number	Page Number
1	Activity-1		1
2	The learner can identify alphabet	1	2
3	The learner can recognise alphabets	2	3
4	The learner can identify small letters	3	4
5	The learner can write capital letters	4	5
6	Activity-2		6
7	The learner can write small letters	5	7
8	The learner can write small letters	6	8
9	The learner can write sentences	7	9
10	Activity-3		10
11	The learner can identify vowels	8	11
12	The learner can write vowels	9	12
13	The learner can read and understand pictures	10	13
14	The learner can understand parts of body	11	14
15	The learner can understand colours	12	15
16	The learner can recognise animals	13	16
17	The learner can use articles	14	17
18	The learner can use pronouns (this/that)	15	18
19	The learner can recognise and write number names	16	19
20	The learner can use plurals	17	20
21	The learner can recognise and write fruit names	18	21
22	The learner can write domestic animal names	19	22
23	The learner can write small letters	20	23
24	The learner can write small letters	21	24
25	The learner can write small letters	22	25
26	Baseline Assessment		26-32
27	Activity - 4		33
28	The learner can identify small letters	23	34
29	The learner can read and write simple words	24	35
30	The learner can write small letters	25	36
31	The learner can recognise rhyming words	26	37
32	The learner can write simple words	27	38
33	Assessment - 1		39
34	The learner can read and write simple words	28	40
35	Activity - 5		41


Sr. No	Competency	Worksheet Number	Page Number
36	The learner can recognise vowels sounds	29	42
37	The learner can write three letter words	30	43
38	The learner can recognise vehicles	31	44
39	The learner can read and understand pictures	32	45
40	Assessment - 2		46
41	The learner can recognise and write colours name	33	47
42	Activity - 6		48
43	The learner can recognise and write animal names	34	49
44	The learner can read simple words	35	50
45	The learner can write three letter words	36	51
46	The learner can write simple words	37	52
47	Assessment - 3		53
48	The learner can use pronouns (he/she/it)	38	54
49	The learner can write simple words	39	55
50	The learner can read opposite words	40	56
51	Activity - 7		57
52	The learner can use of 'is/are/am'	41	58
53	The learner can write simple words	42	59
54	Assessment - 4		60
55	The learner can use preposition	43	61
56	The learner can write simple words	44	62
57	The learner can recognise and write vegetable names	45	63
58	The learner can recognise and write birds name	46	64
59	The learner can read and write name of colours	47	65
60	Assessment - 5		66
61	The learner can draw picture	48	67
62	The learner can write simple sentence	49	68
63	The learner can write simple sentence	50	69
64	The learner can understand alphabet	51	70
65	The learner can understand alphabet	52	71
66	Assessment - 6		72
67	The learner can understand alphabet	53	73
68	The learner can use vowels	54	74
69	Activity - 8		75
70	The learner can recognise colours	55	76
71	The learner can recognise shapes	56	77
72	The learner can write and use colours	57	78
73	Assessment - 7		79
74	Midline Assessment		80-84

Activity - 1

Competency - The learner can recognize letters of alphabets.

Activity Title - Match the cards

- Materials** - 1. Flash cards - Capital and small letters.
2. Games card - (Alphabet) Card No. 33




Steps for the activity:-

1. शिक्षक बालकों को दो समूह बनाकर एक समूह को Capital letter व दूसरे समूह को Small letter के Flash card देंगे ।
2. एक-एक बालक को Capital letter समूह से Small letter समूह से अपने letter से सम्बन्धित बालक से जाकर मिलने को कहेंगे ।
3. इसी प्रकार Small letter समूह से Capital letter समूह में जाकर जोड़ी बनाने को कहा जाएगा ।
4. सही मिलन करने वाले बालकों के लिए प्रोत्साइन स्वरूप तालियां बजाएंगे या अन्य गतिविधि कराएंगे ।
5. सांप सीढ़ी वाला खेल कराते हुए सम्बन्धित अक्षर पर पहुंचने पर उसका उच्चारण करे तथा उससे बनने वाला कोई शब्द बनाएं ।


Worksheet-1

Competency : The learner can identify alphabets.

Circle all the capital letters.



Circle all the small letters.



Worksheet-2

Competency : The learner can recognize alphabets.

Match capital letter with their small letter form.

B

u

D

v

U

b

V

i

X

j

H

d

I

x

J

h



Date:.....

Teacher's Signature

Worksheet-3

Competency : The learner can identify small letters.

Recognise and underline the given letter in the following words.

l - glow fall lock flock

n - pin nose english missing

w - window wall allow grow

y - purely ninety yolk yo yo

o - cot road radio orange

e - shape write heavy peer

d - round ground red drive

g - girl glee igloo playing

j - jug jog major judge

t - soft tomato tiger must



Worksheet-4

Competency : Can write capital letters.

Write capital letters (A to Z) with appropriate strokes.

Handwriting practice lines consisting of multiple sets of three horizontal lines (top, middle, bottom) for writing capital letters.



Date:.....

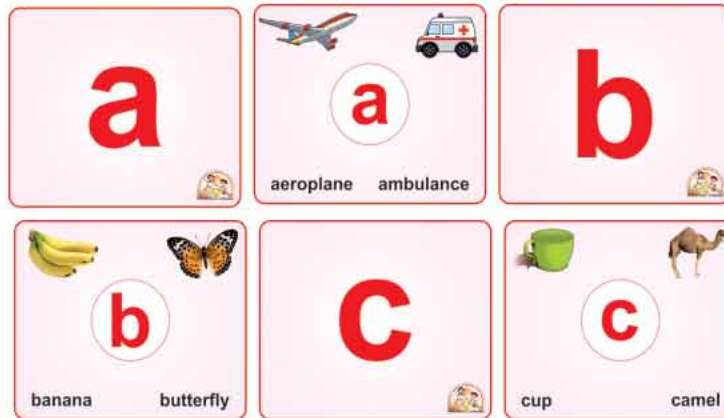
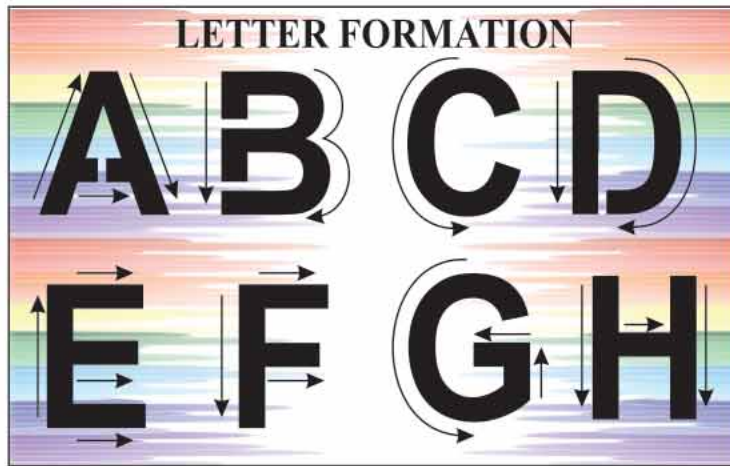
Teacher's Signature

Activity - 2

Competency - The learner can write small and capital letters using correct strokes.

Activity Title - Let's make letters

- Materials** - 1. Stencil cards for alphabet.
2. Flash cards of alphabet.



Steps for the activity:-

1. अलग-अलग विद्यार्थियों को Small व Capital letter के Stencil दें ।
2. उन पर दिए गए तीर के निशान के अनुसार अंगूली या पेंसिल चलाने को कहें ।
3. विद्यार्थियों से एक दूसरे की पीठ पर स्टेनसिल के अनुसार अंगूली चला कर letter की पहचान कराएं ।
4. रेत में या कागज पर इसके अनुसार अंगुलियों से या पेंसिल से अक्षर बनवाएं ।

Worksheet-5

Competency : Can write small letters.

Write small letters (a to z) with correct strokes.

Handwriting practice lines consisting of multiple sets of four horizontal lines (top, middle, bottom, and baseline) for writing small letters.



Date:.....

Teacher's Signature

Worksheet-6

Competency : Can write small letters.

Write the following words in small letters -

FATHER

MOTHER

SISTER

BROTHER

TEACHER

DOCTOR

IRONSMITH

FRIENDS



Worksheet-7

Competency : Can write sentence.

Write the sentence properly

India is our country.

Blank handwriting practice line.

Blank handwriting practice line.

Blank handwriting practice line.

Blank handwriting practice line.

Blank handwriting practice line.

Blank handwriting practice line.

Blank handwriting practice line.

Blank handwriting practice line.

Blank handwriting practice line.



Date:.....

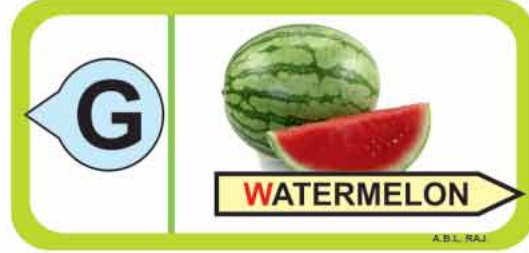
Teacher's Signature

Activity - 3

Competency - The learner can read and write the letters and recognize sounds of letters.

Activity Title - Find and arrange me.

Materials - Domino cards.



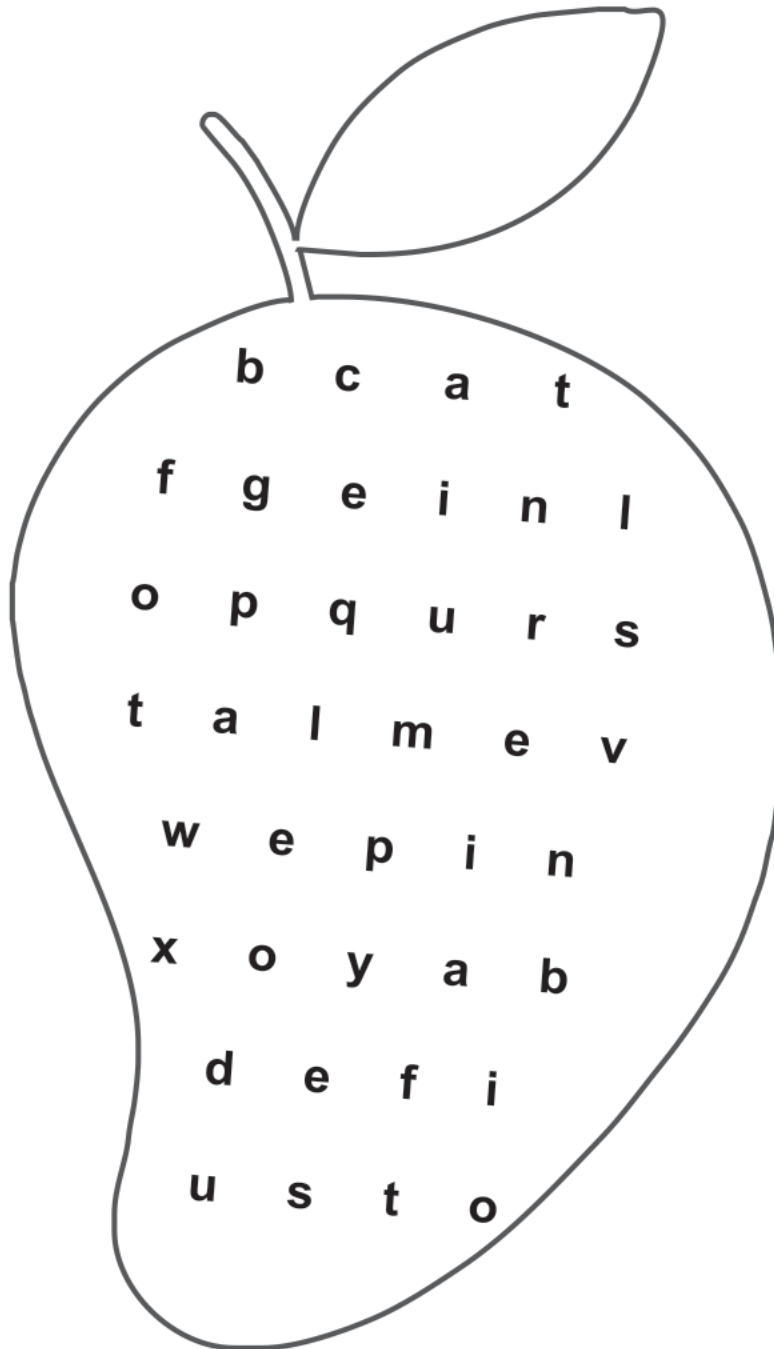
Steps for the activity:-

1. बालकों को समूह में ये कार्ड्स दिए जाएंगे ।
2. बालक किसी भी एक कार्ड से इस खेल को शुरू करेंगे ।
3. पहला कार्ड चुन लेने पर अन्य बालक अगले कार्ड की पहचान कर उसे पहले कार्ड के साथ लगाएंगे । यहाँ अगला कार्ड उस पर किसी स्पेलिंग के प्रथम अक्षर का होगा जो लाल रंग में लिखा है ।
4. इस प्रकार इसी क्रम में चलते हुए अन्य में उस कार्ड तक पहुंच जाएंगे जो शुरू में चुना था ।
5. इससे वर्णमाला की पहचान, उसकी ध्वनि पहचान पर कार्य किया जा सकेगा ।

Worksheet-8

Competency : Can identify vowels.

Identify and circle the vowels in the given picture.



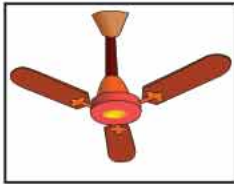
Date:.....

Teacher's Signature


Worksheet-9

Competency : The learner can write vowels.

Fill in the blanks using vowels.




f ____ n



f ____ sh



f ____ t




f ____ t



s ____ n



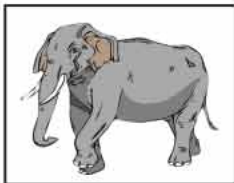
s ____ n



c ____ p



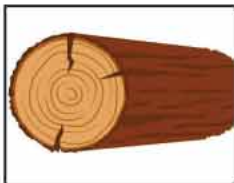
c ____ p



b ____ g



b ____ g



l ____ g




l ____ g



Worksheet-10

Competency : Can read and understand the pictures.

Match the pairs:



lock



shoes



bag




tooth pest



books



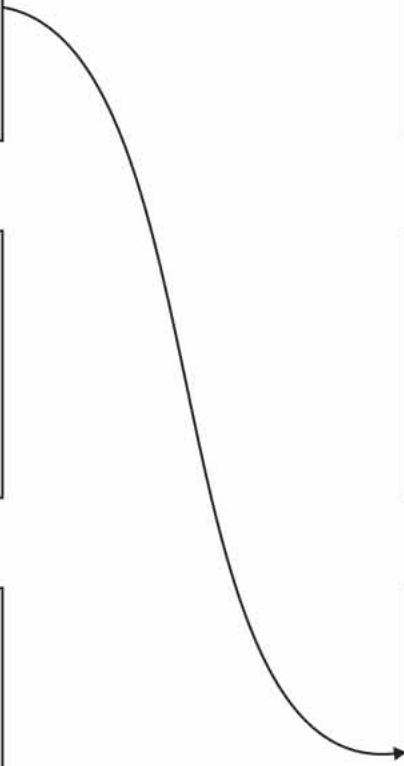
brush



key



socks



Date:.....

Teacher's Signature


Worksheet-11

Competency : Can identify parts of the body.

Look at the picture and complete the word.




n _ _ _



e _ _



e _ _



f _ _ _ _



h _ _








l _ _

Worksheet-12

Competency : Can recognize colours.

Fill colours:

red, blue, green, orange, brown



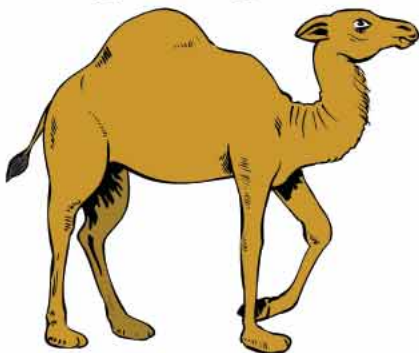

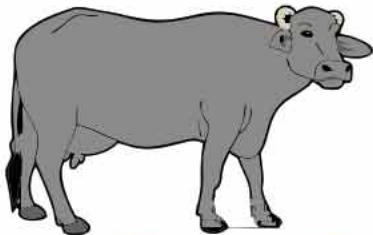



Date:.....

Teacher's Signature

Worksheet-13

Competency : Can recognize animals.

☞ Circle the picture of the animals that live near your home :



Worksheet-14

Competency : The learner can use articles (a/an)

☞ Fill in the blanks using 'a' /'an' :



..... blackboard



..... apple



..... owl



..... fan



..... orange



..... book




..... old man



..... peacock



..... pen



..... eraser



Date:.....

Teacher's Signature

Worksheet-15


Competency : Can use pronouns (This/That)

Fill in the blanks using 'This/ That'.

(i)  This is a pot.


(ii) That ball is mine.



(iii)  is a pen


(iv)pencil is yours.



(v)  is a book.

(vi) is a fan.



(vii)  is a hat.

(viii) is a ball.



Worksheet-16

Competency : Can recognize and write number name.

Write the number in words that are given in the box.

3

.....

10

.....

8

.....

6

.....

4

.....

2

.....

5

.....

7

.....



Date:.....

Teacher's Signature

Worksheet-17

Competency : Can use plurals.

 Circle the word which is plural and write in the given space :

pens	girls	boys	car	bags
girl	cars	ball	balls	door
pen	songs	boy	song	doors
		bag		

pen

pens

car

boy

bag

door

song

girl

ball



Worksheet-18

Competency : Can recognize and write fruit names.

 Look at the pictures and write their names :



a.....



o.....



g.....



b.....



m.....




Date:.....

Teacher's Signature

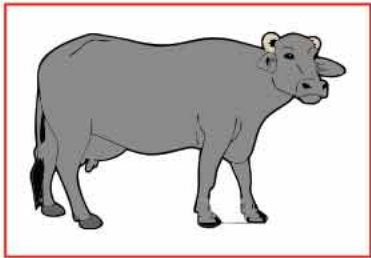
Worksheet-19

Competency : Can recognize and write domestic animal names.


 **Look at the pictures and write their names :**



c.....



b.....



c.....



g.....



h.....



Worksheet-20

Competency : Can write small letters.

Rewrite these letters in proper line.

a c e i m n o

r s u v w x z



Date:.....

Teacher's Signature

Worksheet-21

Competency : Can write small letters.

Rewrite these letters in proper line.

b d h k l t

Blank handwriting practice line.

Blank handwriting practice line.

Blank handwriting practice line.

Blank handwriting practice line.

Blank handwriting practice line.

Blank handwriting practice line.

Blank handwriting practice line.

Blank handwriting practice line.

Blank handwriting practice line.



Worksheet-22

Competency : Can write small letters.

Rewrite these letters in proper line.

f p g j q y

Blank handwriting line for practice.

Blank handwriting line for practice.

Blank handwriting line for practice.

Blank handwriting line for practice.

Blank handwriting line for practice.

Blank handwriting line for practice.

Blank handwriting line for practice.

Blank handwriting line for practice.

Blank handwriting line for practice.



Date:.....

Teacher's Signature

Baseline Assessment (प्रारंभिक मूल्यांकन)

- ✦ यह मूल्यांकन विद्यार्थी स्वविवेक से करेंगे।
- ✦ विद्यार्थी को सभी प्रश्न हल करने हैं।
- ✦ शिक्षक विद्यार्थी को केवल प्रश्न समझने में सहायता करेंगे।
- ✦ टिप्पणी करते समय शिक्षक विद्यार्थी की संपूर्ण शिक्षण गतिविधियों को ध्यान में रखेंगे।

1. Match the following.

D	→	g
F		d
G	←	r
M		f
R		m

2. Fill in the blanks with the missing letters of alphabet.

a d h k n q
u x z

3. Count the balls and match with the number name.

	Four
	One
	Five
	Two
	Three

4. Write these words in small letters.

CAMEL	<u>camel</u>	PIGEON
SNAKE	MONKEY
GOAT	HORSE



Baseline Assessment (प्रारंभिक मूल्यांकन)

5. Match the picture with its correct naming word and rewrite in the given space.

1. pen fan bag



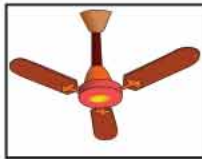
.....

2. rat hen hat




.....

6. Fill in the blanks using vowel :



f _ _ _ n



f _ _ _ sh



s _ _ _ n



f _ _ _ t



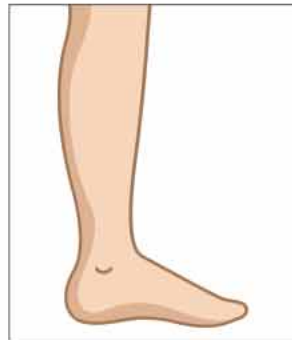
f _ _ _ t



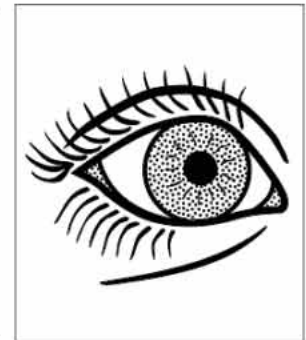
s _ _ _ n

7. Identify the part of the body and write its name.











Date:.....

Teacher's Signature

Baseline Assessment (प्रारंभिक मूल्यांकन)

8. Look at the pictures and write their names in the flower.

s.....
b..... c.....
f.....
t..... m.....

9. Choose three letter words from the given box and write them in the given space.

cap, fan, bat, goat, eye, ant, hut, deer,
lock, jeep, nose, ice, owl, pen, key

.....
.....
.....

10. Fill in the blanks using 'a'/'an' :

- | | |
|----------------------|-----------------------|
| (i) _____ fan | (ii) _____ apple |
| (iii) _____ old man | (iv) _____ book |
| (v) _____ eraser | (vi) _____ pen |
| (vii) _____ umbrella | (viii) _____ icecream |



Baseline Assessment (प्रारंभिक मूल्यांकन)

11. Fill the missing letter :

a _ _ c

h _ _ j

m _ _ o

r _ _ t

12. Match the following :


Fish



Kite



Ball



13. Fill in the blanks using 'This/ That':



..... is a pot.

..... is a pen.



..... ball is mine.

14. Write plural :

(a) key _____

(b) story _____

(c) chair _____

(d) branch _____

(e) bush _____

(f) leaf _____

(g) potato _____

(h) box _____



Date:.....


Teacher's Signature

Baseline Assessment (प्रारंभिक मूल्यांकन)

15. Rewrite the sentence properly :

I	live	in	Rajasthan .

16. Identify and circle the vowel in the given picture :



17. Tick ✓ for domestic animals and ✗ for wild animals :



Baseline Assessment (प्रारंभिक मूल्यांकन)

18. Write following letters in proper lines :

b d f h k l t

a c e i m n o

r s u v w x z

g j p q y



Date:.....

Teacher's Signature

Baseline Assessment (प्रारंभिक मूल्यांकन)

19. Match the number with their number name :

- | | |
|----|-------|
| 1 | Five |
| 5 | One |
| 2 | Ten |
| 8 | Two |
| 10 | Eight |

20. Look at the pictures and write their names :



T _____

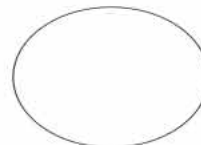


G _____

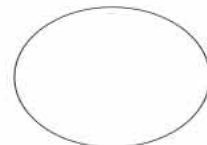
Student Performance Record

Remark :

Student Group



Group-1



Group-2



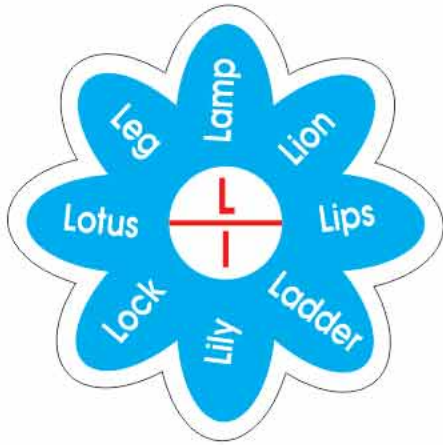


Activity - 4

Competency - The learner can read, write and make new words.

Activity Title - Find and Know me

Materials - Word card (Flower shape)



Steps for the activity:-

1. विद्यार्थियों को कुछ 'Letter' चयन करके दिए जाएंगे जिनके Flower shapes कार्ड्स वे उठाएंगे।
2. उन कार्ड्स पर दिए गए शब्दों को शिक्षक की मदद से उच्चारण करेंगे।
3. कार्ड्स पर दिए गए शब्दों के अलावा और कोई शब्द भी जो उस letter से बनता हो ढूँढने के लिए कहेंगे।
4. वर्कशीट के शब्दों में रिक्त स्थान भरने के लिए भी इन Flower cards का उपयोग करेंगे।

Worksheet-23

Competency : Can identify small letters.

Circle the words that do not begin with the given letter -

f - ball father drum fox

q - quilt girl quill queen

j - jail jam jar inkpot

m - mother brother move mall

v - call van vain very

K - doll kite road apple

x - x-ray dustbin camel pan

z - cow parrot zebra wall

p - basket purse orange pink

d - ant eye doll dog



Worksheet-24

Competency : Can read and write simple words.

Find the words that start with letter p, q, r and write them in the given space

quiet	pear	ring
peahen	queen	pen
rose	red	quill
play	rabbit	queue

p.....

.....

.....

.....

q.....

.....

.....

.....

r.....

.....

.....

.....



Date:.....

Teacher's Signature

Worksheet-25

Competency : Can write small letters.

Write these words in small letters -

CAMEL

SNAKE

GOAT

FISH

TURTLE

PIGEON

LIZARD



Worksheet-26

Competency : Can recognize rhyming words.



Match the same sound words :

log

say

but

fog

hot

gun

day

hut

run

bin

pin

cot



Date:.....

Teacher's Signature


Worksheet-27

Competency : Can write simple words.

Look at the pictures and complete the words -



si__



__ish



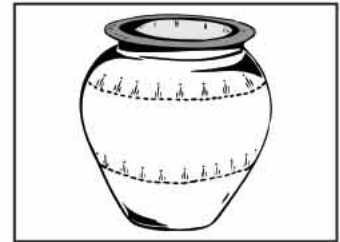
__xe



__at



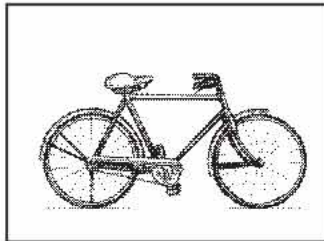
__atch



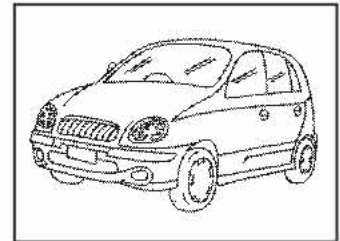
__ot



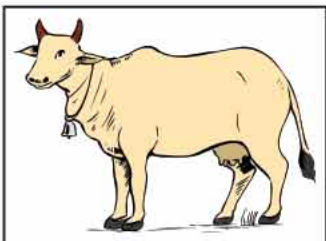
la__p



cy__le



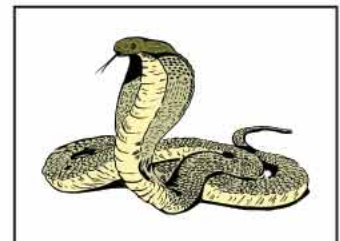
__ar



co__



__ck



sn__e



Assessment-1

Q.1 Find the words beginning with the letter j, b, d and rewrite in the given space :

juice, doll, jug, bed, ball,
door, drum, jar, bus

j b d
.....
.....

Q.2 Underline the given letter in each word :

j - jug, joy, major, judge

t - soft, tomato, tiger, must

Q.3 Circle the words that do not begin with the given letter :

q - quill, girl, queen, yolk

p - basket, purse, orange, dark

Q.4 Write the following words in small letters :

TEACHER _____ DOCTOR _____

BROTHER _____ FRIEND _____

GOAT _____ FISH _____

Q.5 Match the same sound words (rhyming words) :

day	won
pin	say
one	keep
jeep	bin
seat	glass
class	neat

Remarks:

.....

..... Teacher's Signature




Worksheet-28

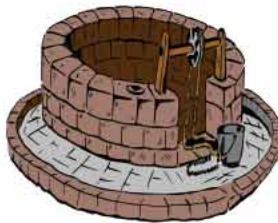
Competency : Can read and write simple words.

Tick ✓ under the picture of the given name and rewrite it .




umbrella





well





sun





comb





Activity - 5

Competency - The learner can read and write simple words.

Activity Title - Call me

Materials - Activity card - Let's Speak - Sound words - Card No. 37, 38, 39

A.B.L. - ENGLISH

LET'S SPEAK

(Vowel - A)

at	bat	cat	hat	mat	rat
an	fan	man	pan	ran	van
ap	cap	clap	lap	tap	map
ad	bad	dad	had	lad	sad
ag	bag	rag	tag	wag	swag
ack	back	black	pack	rack	crack

CLASS 1 & 2 Activity Card No. : 37/46

A.B.L. - ENGLISH

LET'S SPEAK

(Vowel - E)

ed	bed	fed	led	red	ted
en	den	hen	men	pen	ten
et	bet	get	pet	let	net
ell	sell	bell	well	tell	fell
eg	keg	beg	peg	leg	egg
est	rest	nest	best	test	fest

CLASS 1 & 2 Activity Card No. : 38/46

Steps for the activity:-

1. शिक्षक विद्यार्थियों के चार समूह बनाएंगे। उनको अलग-अलग स्वर ध्वनि से बनने वाले शब्दों के कार्ड दिए जाएंगे।
2. एक समूह 'a' ध्वनि से बनने वाले शब्द बोले।
3. अगला समूह उसी ध्वनि से बनने वाला अन्य शब्द बोलें।
4. दूसरे समूह 'e' ध्वनि से बनने वाला कोई शब्द बोले।
5. पहला समूह 'e' ध्वनि से बनने वाला अन्य शब्द बोले।
6. इसी प्रकार बारी-बारी से अलग-अलग ध्वनि वाले शब्द बोले जाएंगे। शिक्षक उनको ग्रीन बोर्ड पर लिखे और विद्यार्थियों को भी लिखने को कहे।

Worksheet-29

Competency : Can recognize vowel sounds.

Fill the words having letter 'u' with different colours and write them in the given space below.

hug	hit	bus	got	pan	cut	tub	pin
fan	cub	bit	not	fun	pet	kit	hat
but	man	put	nut	hot	met	mug	net

.....

.....

.....

.....

.....



Worksheet-30

Competency : Can write three letter sight words (with 'a' sound).

Speak these words loudly and write in the given space

hat, fan, cap, cat, rat, pan
tap, mat, man, map, lap, can

__ap

__an

__at



Date:.....

Teacher's Signature

Worksheet-31

Competency : Can recognize vehicles.

Q.1 Write words for the pictures from the box.

motorbike ship bicycle train
 aeroplane bus





Q.2 Circle the odd one

On road			
Air			
Water			




Worksheet-32


Competency : Can read and understand pictures.

Read the word carefully and match with the correct picture.

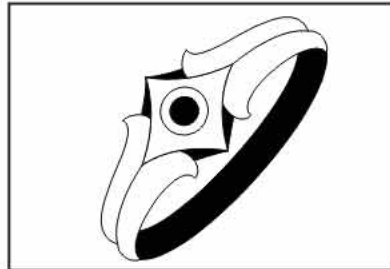
ring




sun



watermelon



grapes



tree



Date:.....

Teacher's Signature

Assessment-2

Q.1 Fill the column with appropriate letters :

hat, fan, cap, cat, pan, map

_ _ap	_ _an	_ _at
_ _ _ _	_ _ _ _	_ _ _ _
_ _ _ _	_ _ _ _	_ _ _ _


Q.2 Colour all the words with vowel 'U' and rewrite them below :

hug	bit	hot	fun
fan	put	nut	get

Q.3 Look at the picture and fill in the blanks.



j _ g



w _ t _ r m _ l _ n



l _ _ k

Q.5 Match the following :



helicopter
train
bus
ship



Q.3 Tick ✓ under the picture of the given name :



sun





comb



Remarks:

.....
.....

Teacher's Signature

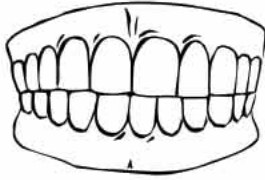


Worksheet-33

Competency : Can recognize and write colours name.

Fill in the picture with appropriate colour and write the colour's name.

teeth



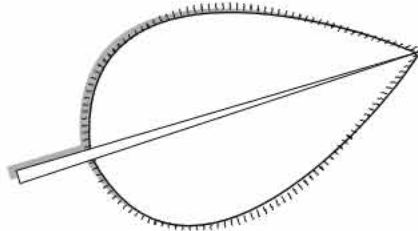
.....

cloud



.....

leaf



.....

hair



.....

apple



.....

brinjal



.....



Date:.....

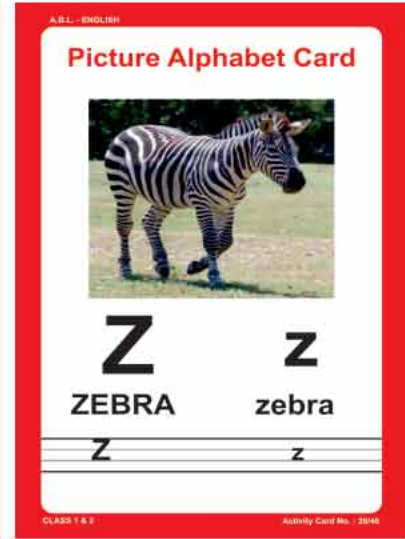

Teacher's Signature

Activity - 6

Competency - The learner can recognize animals with their names.


Activity Title - 'Name me'

- Materials** -
1. Picture cards - (animals and birds)
 2. Activity cards - Card No. 25, 26
 3. Story sequence cards
 4. Flash cards.



Steps for the activity:-

1. समूह वार विद्यार्थियों को अलग-अलग Flash cards, activity cards, picture puzzles या अन्य वे सभी कार्ड ABL किट में से देते हुए जानवरों वाली सामग्री या चित्र को छांटने को दें।
2. अब छांटे गए कार्ड या सामग्री पर दिए गए जानवर का नाम बताने को कहें।
3. किसी अन्य समूह से उसका अंग्रेजी नाम बताने को कहें या उसके नाम का प्रथम letter बताने को कहें।
4. शिक्षक विद्यार्थियों की मदद करते हुए जानवरों के अंग्रेजी नाम से परिचय कराएं।

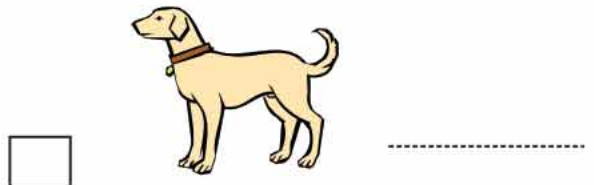
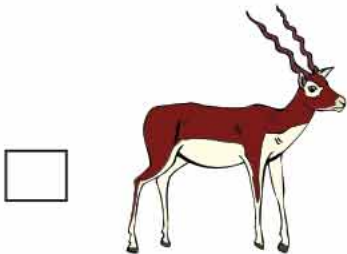


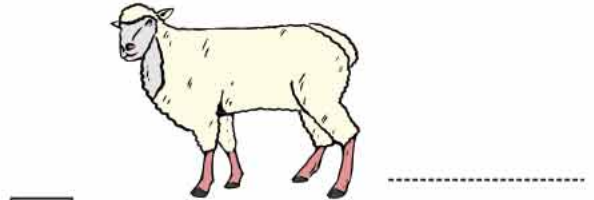
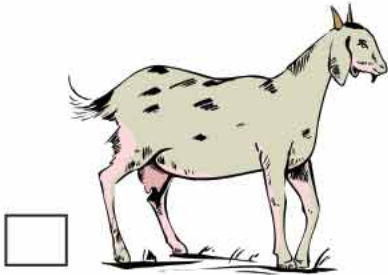
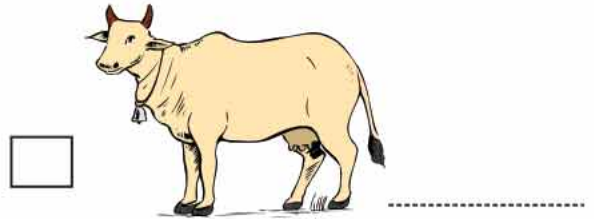


Worksheet-34

Competency : Can recognize and write animal names.

Tick ✓ domestic animals in the box and write name of all animals .

lion, dog, fox, horse, rabbit, bear, goat, cow, sheep, deer



Date:.....

Teacher's Signature

Worksheet-35

Competency : Can read simple words.

Match the following :

comb

teeth

brush

hands

wash

hair

read

nails

cut

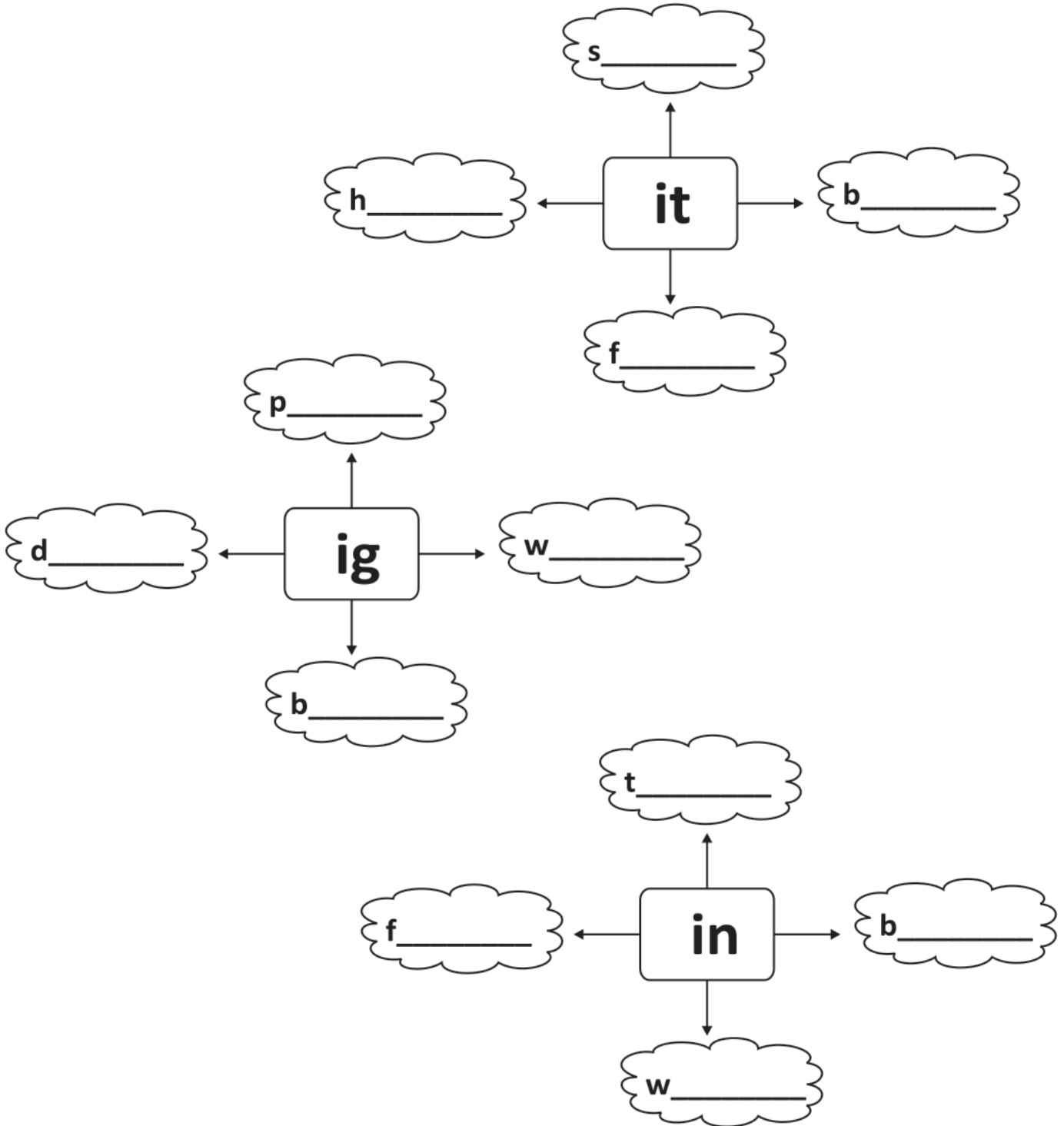
book



Worksheet-36

Competency : Can write three letter words.

Make new words -




Date:.....

Teacher's Signature

Worksheet-37

Competency : Can write simple words.

Look at the picture and fill the missing letters.



e _ _ p _ _ n _



r _ _ _ o



s _ _ _ t _ r



h _ _ d p _ _ p



t _ _ c _ _ r



Assessment-3

Q.1 Look at the picture and fill the missing letters :

j _ _



wa _ _ rm _ l _ n



l _ c _



Q.2 Match the following:

comb

hands

brush

books

wash

teeth

read

hair

Q.3 Fill and write colour name:

cloud



leaf



brinjal



Q.4 Write the name of animals:

goat, horse, bear, deer



.....



.....



.....



.....



Remarks:

.....

.....

Teacher's Signature

Worksheet-38

Competency : Can use pronouns (He/She/It)

☞ Fill in the blanks using He/ She/ It :

(i) is a girl.



(ii) is a boy.



(iii) is a water bottle.



(iv) is playing football.



(v) is a pen.



(vi) is a flower pot.



(vii) is going to office.




(viii) sells toys.




Worksheet-39

Competency : Can write simple words.

Look at the pictures and write their names.



b.....




m.....



s.....



f.....



u.....



Date:.....

Teacher's Signature

Worksheet-40

Competency : Can read and understand opposite words.

Match opposite words.



open



small



full



short



big



shut



laugh



cold



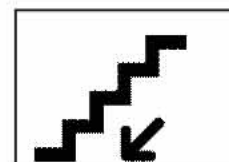
tall



dirty



clean



down



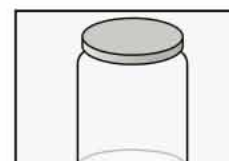
hot



cry



up



empty



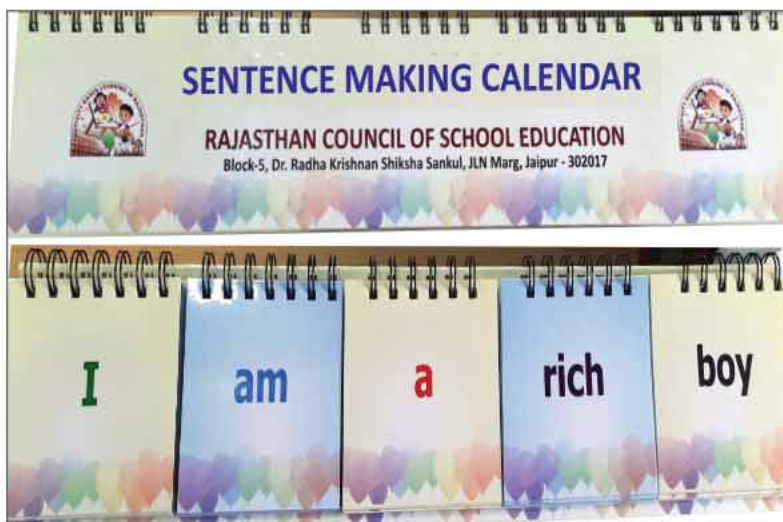
Activity - 7

Competency - The learner can write simple words or sentences.

Activity Title - 'Put me at right place'.

- Materials** -
1. Sentence making spiral calendar.
 2. Word cards for sentences making on activity pocket.
 3. Flash cards.

am	play	I	I	you
teacher	my	is	is	
father's	is	my	are	
seven	read	kabaddi		
class	is	two	name	
old	best	live	my	
best	my	he	MY	
in	name	six	she	in
name	years	school		
like	one	I	friend	



Steps for the activity:-

1. विद्यार्थी समूह में बैठकर इस गतिविधि को करेंगे ।
2. विद्यार्थी कोई वाक्य मन में सोचेंगे । उसके अनुसार एक कार्ड पॉकेट शीट पर लगाएंगे ।
3. अगला विद्यार्थी उससे सम्बन्धित अन्य word card आगे जोड़ेगा ।
4. इस प्रकार तीन-चार कार्ड जोड़ते हुए वाक्य बनाए जाएंगे ।
5. फ्लैश कार्ड्स की मदद से यही प्रक्रिया शब्द निर्माण के लिए की जाएगी ।
6. Spiral calendar की मदद से भी वाक्य निर्माण किया जाएगा ।

Worksheet-41

Competency : Can use of 'is/are/am'.

 **Fill in the blanks with 'is/are/am' :**

1. I a player of hockey.
2. The elephant a big animal.
3. You a good boy.
4. She Pratima.
5. We friends.
6. Shalini cooking food.
7. They playing cricket.
8. I watching a movie.
9. Rohan and Mohan neighbours.



Worksheet-42

Competency : Can write simple words.

Write two words beginning with the given letter.

h

c

e

m

b

r

s

t

o

u



Date:

Teacher's Signature

Assessment-4

Q.1 Fill in the blanks by choosing the appropriate pronoun :

- (a) This is Deepika. is a girl. (He/ She)
- (b) This is Rohan. is my friend. (He/ She)
- (c) This is Monika. is my sister. (He/ She)
- (d) This is Govind. is playing football. (He/ She)

Q.2 Complete the sentences with is/ are/ am :

- (i) Arun _____ my best friend.
- (ii) You _____ good player.
- (iii) You _____ a singer.
- (iv) I _____ a doctor.
- (v) Cow _____ an useful animal.

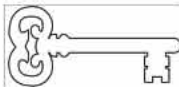
Q.3 Look at the picture and write its name:



.....



.....



.....



.....

Q.4 Match the opposite words:

- | | |
|-------|-------|
| open | small |
| full | cry |
| big | empty |
| laugh | shut |

Q.5 Write two words beginning with the given letter :

h e

c m

Remarks:

.....
.....


Teacher's Signature



Worksheet-43

Competency : Can use preposition.

Look at the picture carefully and write the preposition (in, on, under) in the given space.



Dog No. 1 is the car.

Dog No. 2 is the chair.

Dog No. 3 is the table.

Dog No. 4 is the table.

Dog No. 5 is the basket.

Dog No. 6 is the car.



Date:.....

Teacher's Signature

Worksheet-44

Competency : Can write simple words.

Write the name of your

mother

father

sister

brother

friend

teacher

district

country

city/village


state



Worksheet-45

Competency : Can recognize and write vegetable names.

 **Look at the pictures and write their names :**



p.....



t.....



r.....



p.....



C.....




Date:.....

Teacher's Signature


Worksheet-46

Competency : Can recognize and write bird names.

👉 Identify the birds and write their names :



p.....



p.....



c.....



s.....



p.....




Worksheet-47

Competency : Can read and understand name of colours.

Colour the pictures with given colours :

blue, green, white, red, brown, black



Date:.....

Teacher's Signature

Assessment-5

Q.1 Look at the pictures and write their names :



a.....



o.....



p.....

Q.2 Find and circle the name of colour :

lock, pencil, red, pen, key, black, green, goat, blue, white

Q.3 Fill the missing letters :



r ____ o



h ____ dp ____ p

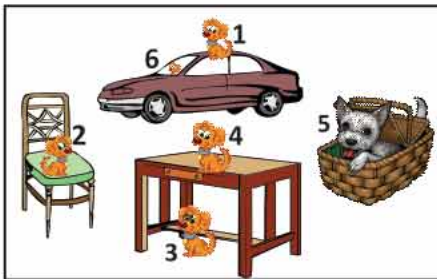


s ____ ter



d ____ c ____ r

Q.4 Write the preposition (in/on/under):



1. Dog No. 1 is the car.
2. Dog No. 3 is the table.
3. Dog No. 5 is the basket.

Q.5 Write the name of your :

mother

country

father

teacher

Remarks:

.....
.....

Teacher's Signature



Worksheet-48

Competency : Can draw picture.

Draw a picture of a hut and a tree and colour them.



Date:.....

Teacher's Signature

Worksheet-49

Competency : Can write simple sentence.

Rewrite the sentence properly.

This is my school.

Blank handwriting practice line.

Blank handwriting practice line.

Blank handwriting practice line.

Blank handwriting practice line.

Blank handwriting practice line.

Blank handwriting practice line.

Blank handwriting practice line.

Blank handwriting practice line.

Blank handwriting practice line.



Worksheet-50

Competency : Can write simple sentence.

Rewrite the sentence properly.

Rakesh lives in a village.












Date:.....

Teacher's Signature










Worksheet-51

Competency : Can understand alphabet.

Write the letter that comes just after the given letter :

E		H		K	
N		R		V	
B		G		P	

Write the letter that comes just after the given letters

b		f		l	
j		g		q	
v		d		h	



Worksheet-52

Competency : Can understand alphabet.

Write the letter that comes just before the given letters :



B



F



L



V



W



Q



O



Z



J

Write the letter that comes just before the given letters:



c



x



z



i



m




t



k



w



y




Date:.....

Teacher's Signature

Assessment-6

Q.1 Fill the pictures with the given colour names :



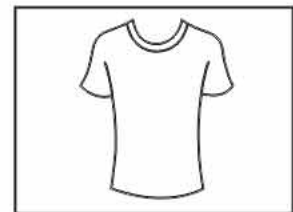
Black

Green



Red

Blue



Q.2 Rewrite the sentence properly.

India is my country

Blank handwriting lines for practice.

Blank handwriting lines for practice.

Q.3 Write the letter that comes just after the given letter:

G _____

B _____

P _____

V _____

H _____

R _____

Q.4 Write the letter that comes just before the given letter:

___ k ___ c ___ x ___ b ___ t ___ y

Remarks:

.....










.....












Worksheet-53

Competency : Can understand alphabet.

Write capital letter that comes just in the middle of the given letters.

X		Z	M		O	P		R
S		U	V		X	B		D
J		L	D		F	G		I

Write small letter that comes just in the middle of the given letters.

a		c	e		g	l		n
v		x	c		e	r		t
o		q	h		j	p		r



Date:.....

Teacher's Signature

Worksheet-54

Competency : Can use vowels.

 Fill in the blanks with appropriate vowel :

a, e, i, o, u

f__n

l__g

m__n

d__g

c__n

f__g

b__t

d__y

g__t

r__y

n__t

s__y





Activity - 8

Competency - The learner can recognize the colour.

Activity Title - Colour me

Materials - Activity card -

1. Colour name card, Card No. 27
2. Picture puzzle - (1) Fish (2) Lion, Elephant, Monkey



Steps for the activity:-

1. शिक्षक विद्यार्थियों को अलग-अलग ब्लॉक्स को मिलाकर पिकचर बनाने को कहेंगे।
2. पिकचर बन जाने के बाद उसे पीछे की साइड से जमाएंगे।
3. पीछे वाले भाग में गिनती के क्रम में जमाने से रंग और उसका अंग्रेजी में नाम सही क्रम में आएगा।
4. इस प्रकार उस रंग के नाम से पहचान कराएंगे। साथ ही उसको Capital व Small letter में लिखना भी बताएंगे।
5. इसके साथ ही गतिविधि कार्ड संख्या 27 का उपयोग करते हुए भी रंग की पहचान व उसके नाम से परिचय कराएंगे।


Worksheet-55

Competency : Can recognize colours.


Q.1 Match the following fruits with their colour :




Brown



Yellow



Red



Green



Worksheet-56

Competency : Can recognize shapes.

Fill in the shape with different colours and match them :

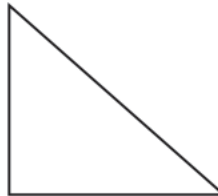
1. **Red** - Triangle




2. **Green** - Rectangle



3. **Yellow** - Square



4. **Black** - Cylinder



5. **Brown** - Oval



6. **Blue** - Circle



Date:.....

Teacher's Signature

Worksheet-57

Competency : Can use and write names of colours.

👉 Fill in the blanks with the missing letters :

bl _ ck

gre _ n

or _ nge

r _ d

p _ nk

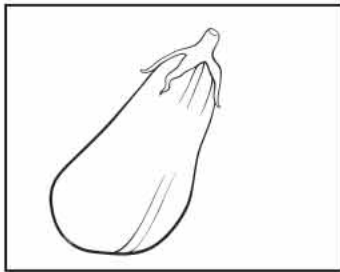
p _ rple

bl _ e


y _ llow

br _ wn

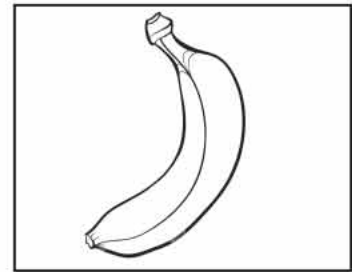
Colour these pictures




Brinjal




Apple



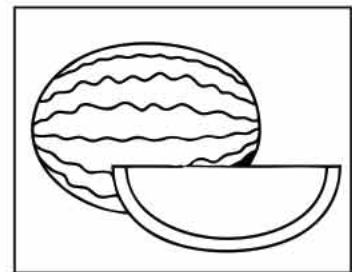
Banana



Leaf



Orange



Watermelon



Assessment-7


Q.1 Fill in the blanks with the missing letters :(use appropriate vowels)

bl _ ck
r _ d
bl _ e


gre _ n
p _ nk
y _ llow

or _ nge
p _ rple
br _ wn

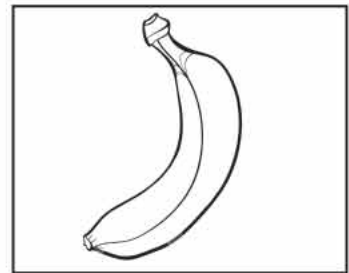
Q.2 Colour these pictures :



Brinjal



Apple



Banana


Q.3 Match the following and colour the shapes:



Circle



Rectangle



Square



Remarks:
.....
.....

Teacher's Signature

Midline Assessment (मध्यावधि मूल्यांकन)

- ✦ यह मूल्यांकन विद्यार्थी स्वविवेक से करेंगे।
- ✦ विद्यार्थी को सभी प्रश्न हल करने हैं।
- ✦ शिक्षक विद्यार्थी को केवल प्रश्न समझने में सहायता करेंगे।
- ✦ टिप्पणी करते समय शिक्षक विद्यार्थी की संपूर्ण शिक्षण गतिविधियों को ध्यान में रखेंगे।

Section - 1

Q.1 Underline all the capital letters and circle all the small letters.

A b D d r k E u l o n w q L
M T P f X c V B R O l e R
K m Q j x z P W

Q.2 Rewrite the following words in small letters.

SCHOOL _____

TEACHER _____

STUDENT _____

CLASS _____

Q.3 Circle the vowels in the given picture.

a g h u r t o l e b k j d
k e i w l k q u i o

Q.4 Fill in the blanks using vowels.

f__n c__r h__n d__g m__g

d__n b__n m__p p__t b__g

Midline Assessment (मध्यावधि मूल्यांकन)

Q.5 Join the similar sounding words.

Car	Pen
Log	Far
Pin	Hut
Cut	Fog
Men	Tin

Q.6 Write the missing number names.

One _____ three _____ six _____ eight _____ ten.

Q.7 Write two words beginning with the given letters.

H _____

K _____

R _____

E _____

Q.8 Write any five names of parts of our body.

Q.9 Make new rhyming words for the following words.

Ex. pen _____

Ex. man _____

Q.10 Complete the sentences with is/ are/ am :

(i) Arun _____ my best friend.

(ii) You _____ good player.

(iii) You _____ a singer.

Q.11 Fill in the blanks by choosing an appropriate pronoun.

1. This is Seema . _____ is a girl (He/She).

2. _____ are mangoes (This/These).

3. This is Rahul. _____ is my best friend (He/She).



Midline Assessment (मध्यावधि मूल्यांकन)

Q.12 Complete the words :

(i) _____ uck

(ii) _____ lag

(iii) _____ atch

(iv) _____ lephant

(v) b_____ ll

(vi) fl_____ w_____ r

Q.13 Write the correct word with the help of picture :



..... y



d

Q.14 Complete the following sentences using clues.

I, three, Alwar, Rahul, Kamal

i) Hello ! am

ii) I live in

iii) I study in class

iv) My friend's name is



Q.15 Write the letter that comes just in the middle of the given letters.

W _____ Y

T _____ V

K _____ M

c _____ e

u _____ w

p _____ r

Midline Assessment (मध्यावधि मूल्यांकन)

Q.16 Match the opposite words:

open

small

full

cry

big

empty

laugh

close

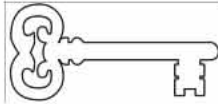
Q.17 Look at the picture and write its name:



.....



.....



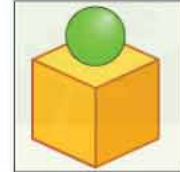
.....



.....

Q. 18 Fill the blanks with appropriate prepositions :

(I) The ball is _____ the box. (on / in)



(ii) A girl is sitting _____ the tree. (in / under)



(iii) The sun is shining _____ the sky. (in / on)



Q.19 Make new words by adding -at

_ a t , _ a t , _ a t , _ a t , _ a t



Midline Assessment (मध्यावधि मूल्यांकन)

Q.20 Match the words with their pictures :

Words

elephant

camel

pigeon

parrot

sparrow

goat

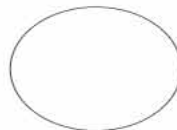
Pictures



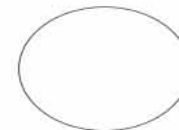
STUDENT PERFORMANCE RECORD

टिप्पणी :

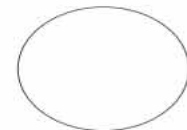
Student Learning Group



सीखने का स्तर 2



सीखने का स्तर 3-4



कक्षा स्तर पर

(उपचारात्मक शिक्षण की आवश्यकता नहीं है)



INDEX

REST OF THE YEAR REMEDIATION

Grade Level : 1-2



Sr. No	Competency	Worksheet Number	Page Number
1	The learner can recognise and write parts of body	58	86
2	The learner can write and use colours	59	87
3	The learner can read and write simple words	60	88
4	The learner can write three letter words	61	89
5	The learner can write rhyming words	62	90
6	The learner can write rhyming words	63	91
7	Assessment - 8		92
8	The learner can use pronouns (these/those)	64	93
9	Activity - 9		94
10	The learner can recognise and write number name	65	95
11	The learner can recognise and write number name	66	96
12	The learner can recognise and write number name	67	97
12	Assessment - 9		98
13	The learner can identify simple words	68	99
15	Activity - 10		100
16	The learner can identify plurals	69	101
17	The learner can write simple words	70	102
18	The learner can write simple words	71	103
19	The learner can write simple words	72	104
20	The learner can write simple words	73	105
21	Assessment-10		106
22	The learner can use article	74	107
23	Activity - 11		108
24	The learner can use pronouns	75	109
25	The learner can use pronouns and write occupations	76	110
26	The learner can arrange pictures to make story	77	111
27	Assessment - 11		112
28	Endline Assessment		113-115

Competency : Can recognize and write parts of body.

👉 Look at the pictures and write the name of parts of the body :



e.....



e.....



n.....



h.....

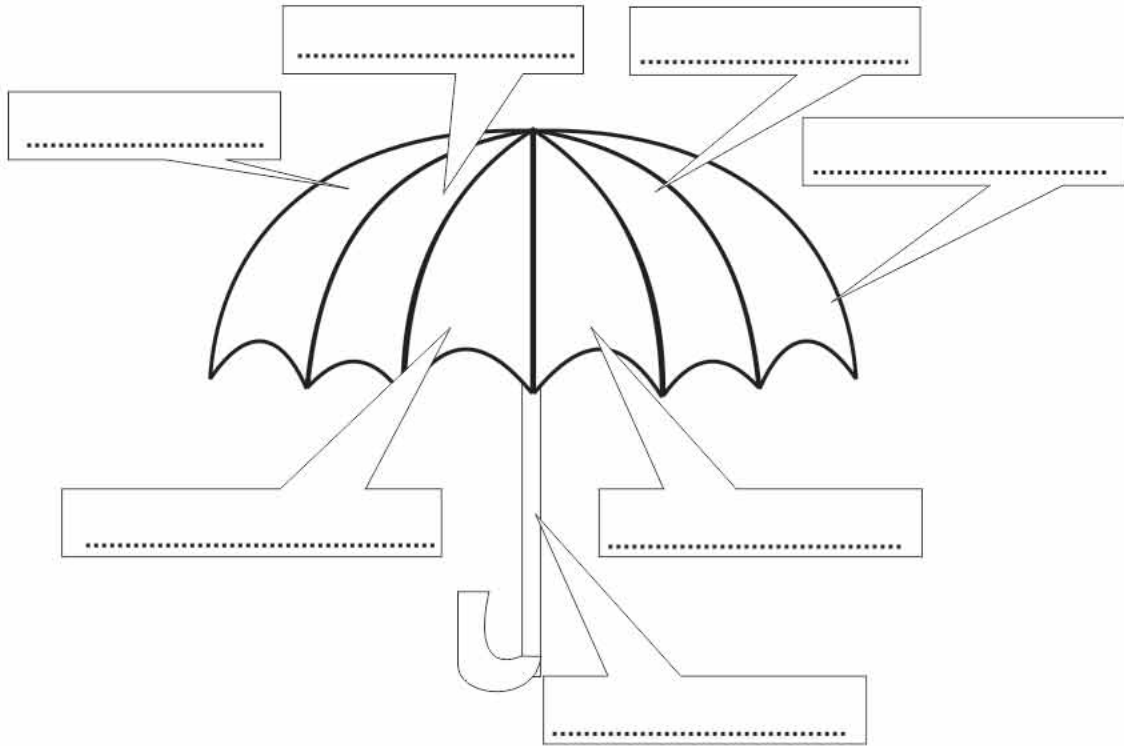


t.....

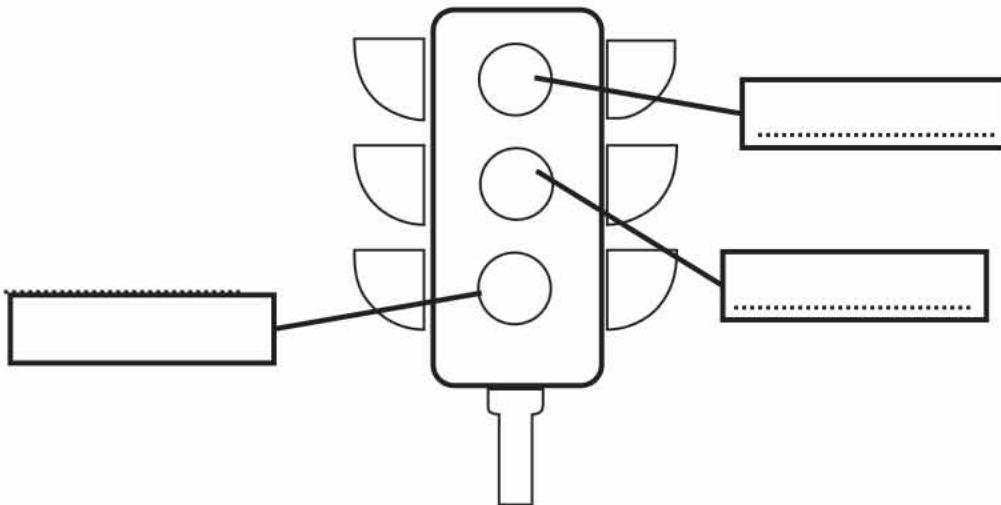


Competency : Can write and use colours.

 Colour the umbrella and write the name of colours :



 Colour the traffic lights and name them :




Date:.....

Teacher's Signature

Competency : Can read and write simple words.

Write the first letter of the word in capital with the help of the pictures :



Lion



Elephant



Axe



India



Duck



Umbrella



Orange



Watch



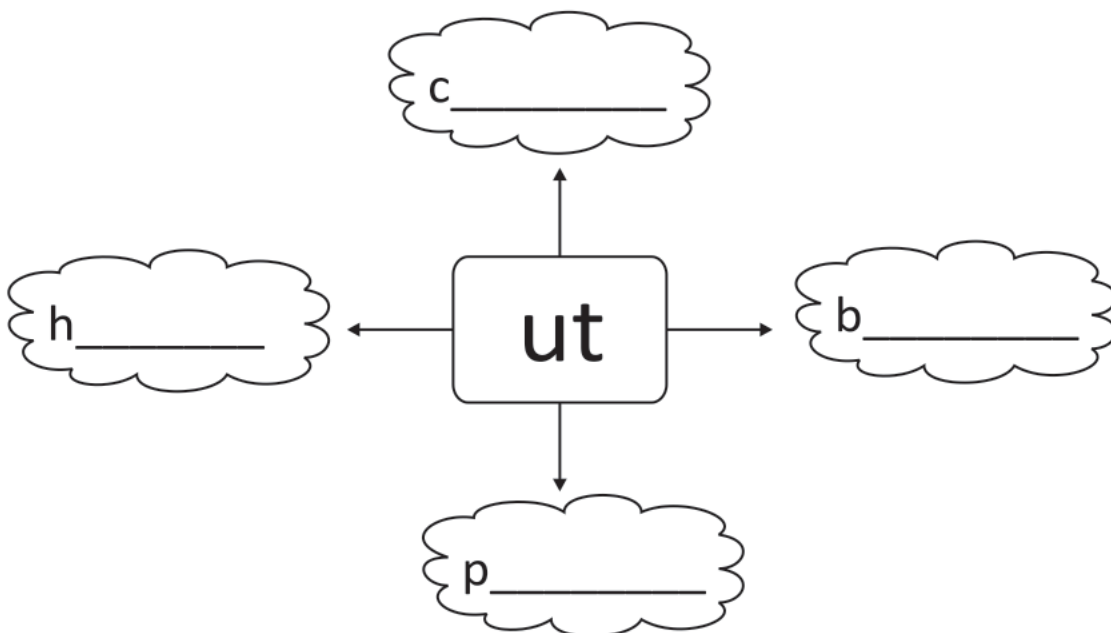
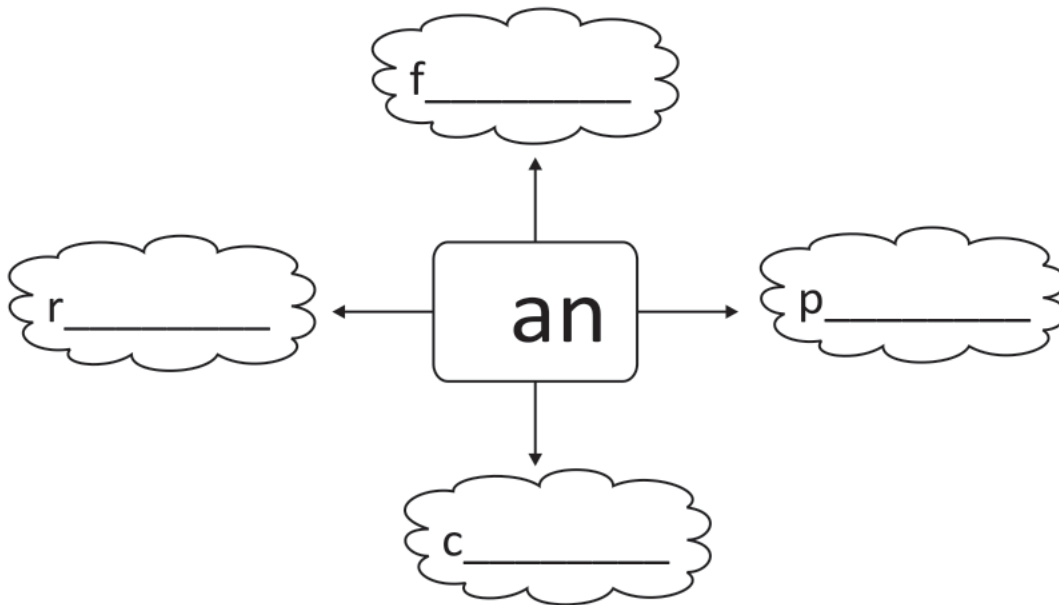
Zebra



Yak

Competency : Can write three letters words.

Make new words -



Date:.....

Teacher's Signature

Competency : Can write and understand rhyming words.

 Complete the chain by writing the rhyming words :

pen	men
cat	rat
sit	hit
gun	bun
top	mop

 Make new words by choosing the first letter from the given table :

Example :

d	t	dog	dot	top
h	j
b	n
l	p
f	m



Competency : Can write and understand rhyming words.

 Match the rhyming words :

boy	crazy
lazy	fare
last	toy
care	fast
prize	cut
day	size
but	say



Date:.....

Teacher's Signature

Assessment-8

Q.1 Make new words using:

___ it	___ ig	___ in
_____	_____	_____
_____	_____	_____
___ an	___ ut	
_____	_____	
_____	_____	

Q. 2 Make new rhyming words :

pen   

Q. 3 Match the rhyming words :

- | | |
|----------|------|
| (a) hut | ray |
| (b) some | shut |
| (c) pay | must |
| (d) dust | come |

Q. 4 Write any three names of the parts of our body :

.....

Q. 5 Write the names of any four colours :

.....

.....

Remarks:


.....


.....




☞ Fill in the blanks using 'These/ Those' :


(i)  are chairs.

(ii) are pencils. 

(iii)  are pots.

(iv)are glasses. 

(v)  are books.

(vi) are bags. 



Date:.....

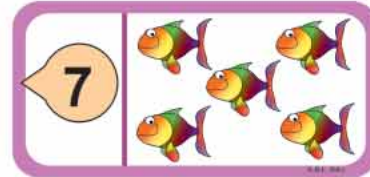

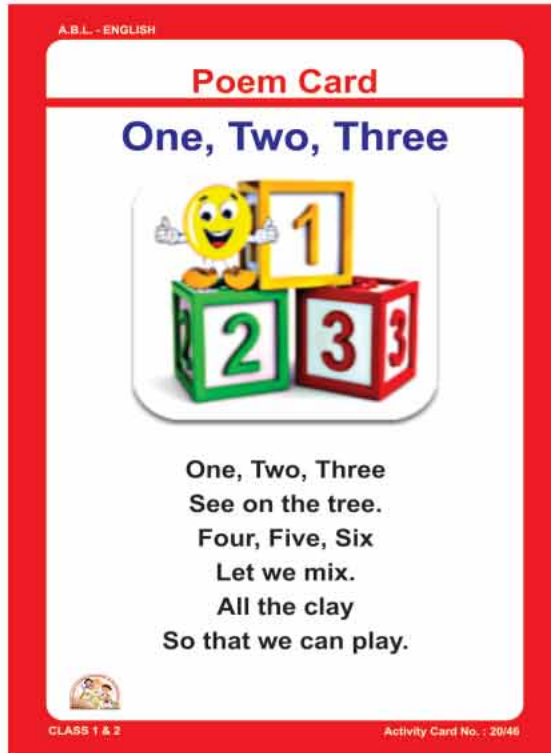
Teacher's Signature

Activity - 9

Competency - The learner can read and write counting numbers.

Activity Title - Count and arrange me

- Materials** - 1. Poem card - Counting - Card No. 20
2. Activity card.
3. Domino cards.



Steps for the activity:-

1. विद्यार्थियों को Activity cards में से Poem कार्ड नं. 20 पर दी गई कविता One, two, three को गाकर सुनाएंगे।
2. शब्दों के साथ अंगुलियों या अन्य वस्तुओं या विद्यार्थियों को शब्द के अनुसार खड़ा करके गिनती बताएंगे।
3. इसके अलावा अन्य Poem - one, two - buckle my shoe या अन्य कोई गिनती से सम्बन्धित poem कराएंगे। Poem card (ABL Kit Class 3-5) - This old man
4. Domino card game के पिछले भाग पर दिए गए counting numbers को alphabet के समान ही जमाएंगे और 1 से 20 तक की पहचान करेंगे।

Competency : Can recognize and write number name.

Write the missing numbers in words :

one

.....

.....

four

.....

.....

seven

.....

.....

ten

Write the number names that comes just after given number

four

.....

eight

.....

one

.....

three

.....

nine

.....

six

.....



Date:.....

Teacher's Signature

Competency : Can recognize and write number name.

Write the number name that comes in the middle of the given numbers -

one three

five seven

three five

seven nine

Write these numbers in words

1 6

2 7

3 8

4 9

5 10



Competency : Can recognize and write number name.

 Count the balls and write the number in words :



.....



.....



.....



.....



.....



.....



.....



Date:..... Teacher's Signature

Assessment-9

Q.1 Count the balls and write the number in words :



Q.2 Write the missing numbers in words:

one four

..... seven ten.

Q.3 Write the number name that comes just after the given number:

four nine

Q.4 Fill in the blanks using 'These/ Those' :

(i)



..... are chairs.

(ii)

..... are pencils.



(v)



..... are books.

(vi)

..... are bags.



Remarks:

.....

..... Teacher's Signature




Competency : Can identify simple words.

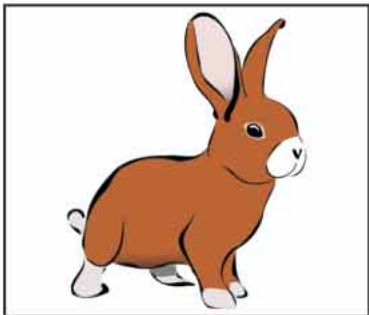
☞ Tick mark the correct spelling :



- A - garl
- B - girl
- C - gril



- A - lien
- B - lian
- C - lion



- A - rebbit
- B - rabbit
- C - rabbet



- A - pond
- B - pand
- C - pund



Date:.....

Teacher's Signature

Activity - 10

Competency - The learner can recognize singular / plural and use them in sentences.

Activity Title - One or more than one.

Materials - 1. Activity cards - Card No. 35
2. Board game (ABL Kit 3-5).

ABL - ENGLISH

**One and more than one
(Singular and Plural)**

sister	-	sisters
brother	-	brothers
lion	-	lions
tiger	-	tigers
boy	-	boys
girl	-	girls
cow	-	cows
book	-	books
song	-	songs
pen	-	pens
door	-	doors
car	-	cars
ball	-	balls

Teachers will use other words and develop such activity.

CLASS 1 & 2 Activity Card No. 35/46

Singular And Plural Game

End

Chairs Wolf Girl recipe Effect Egg Man Poet Photo

Branch Mosquito Statue Festival Finger Gas Cracker Colleague

Policeman

Nest Bench Baby Knife Owl Brush Box Piece Ring Mango Roof

Toy Tomato Monkey Tooth Sword Foot Story Glass Mask Family

Fox

Buffalo Orange Elephant Woman Rat Leaf Life Mouse Days Ox Goose

Start

Rooms Thiel Children Deer Boy Body Friends Things Person Sheep Wife

Tell singular/plural word

Steps for the activity:-

1. शुरू में Activity cards पर दिए गए चित्रों को दिखा कर एक या एक से अधिक वस्तुओं की जानकारी लें।
2. बाद में उनको उच्चारण करते हुए उनकी संख्या के अनुसार उच्चारण में अन्तर बताएं।
3. कार्ड संख्या 35 का उपयोग करते हुए उनके आस-पास की चीजों का उच्चारण करते हुए Singular/plural समझाएं।
4. कक्षा 3-5 के ABL किट में दिए गए plural board game को पासा व गोटी के साथ खेलने को दें। संबन्धित खाने पर पहुंचने पर उसका Singular या plural बताते हुए आगे बढ़ें। नहीं बता पाने की स्थिति में वहीं रुके या पीछे जाएं।

Competency : Can identify plurals.

 Tick (✓) the correct plural form of the given word :

Example :	boy	-	boy	<input type="checkbox"/>	boys	<input checked="" type="checkbox"/>
	mango	-	mangoes	<input type="checkbox"/>	mangos	<input type="checkbox"/>
	pencil	-	pencils	<input type="checkbox"/>	penciles	<input type="checkbox"/>
	bench	-	benchs	<input type="checkbox"/>	benches	<input type="checkbox"/>
	toy	-	toyes	<input type="checkbox"/>	toys	<input type="checkbox"/>
	year	-	years	<input type="checkbox"/>	yeares	<input type="checkbox"/>
	class	-	classes	<input type="checkbox"/>	class	<input type="checkbox"/>
	bag	-	bags	<input type="checkbox"/>	bage	<input type="checkbox"/>
	book	-	bookes	<input type="checkbox"/>	books	<input type="checkbox"/>
	fox	-	foxs	<input type="checkbox"/>	foxes	<input type="checkbox"/>



Date:.....

Teacher's Signature

Competency : Can write simple words.

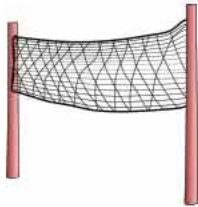
Look at the picture and write the word in the given space.



d _____



s _____



n _____



k _____



h _____



b _____



t _____



t _____

Competency : Can write simple words.

☞ Look at the pictures and rearrange the given letters :



eyk

.....




gdo

.....



neh

.....



geg

.....



byo

.....



piz

.....



Date:.....

Teacher's Signature

Competency : Can write simple words.

Write two words beginning with the given letter :

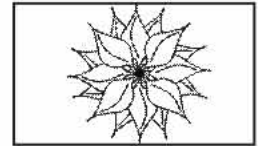
b..... b.....



d..... d.....



f..... f.....



w..... w.....



p..... p.....



s..... s.....



n..... n.....



m..... m.....



Competency : Can write simple words.


Look at the pictures and write their names.



.....



.....



.....



.....



.....



.....



.....



.....



.....



.....



Date:.....

Teacher's Signature

Assessment-10

Q.1 Look at the pictures and write their names in the given space :



.....



.....



.....



.....



.....



.....



.....



.....

Q.2 Correct the word by rearranging the letters :

(i) byo _____

(ii) neh _____

(iii) piz _____

Q.3 Write three words beginning with letter 's' :

.....

.....

.....

Q.4 Write plurals of the following words :

(a) key _____

(b) story _____

(c) Chair _____

(d) branch _____

(e) bush _____

(f) leaf _____

(g) potato _____

(h) box _____

Remarks:

.....
.....

Teacher's Signature



Competency : Can use article.

1. Complete the paragraph using a/an/ the (article)

My friend Rohan has.....umbrella.
 umbrella is very beautiful. Payal has
 dog..... dog is black. I have hen. It lays
 egg daily. We all are living in house.
 We go to school. Once we went to see
 Taj Mahal. My father likes to eat ice-cream
 after lunch. A thief is not good person because
 he steals car.

2. Fill in the blanks with articles :

_____ uniform

_____ sun

_____ toy

_____ bag

_____ apple

_____ kite

_____ moon

_____ orange



Date:.....

Teacher's Signature

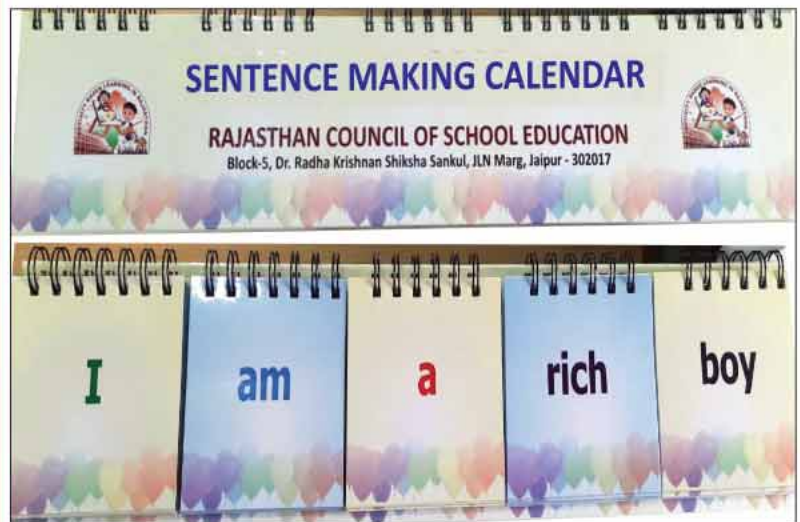
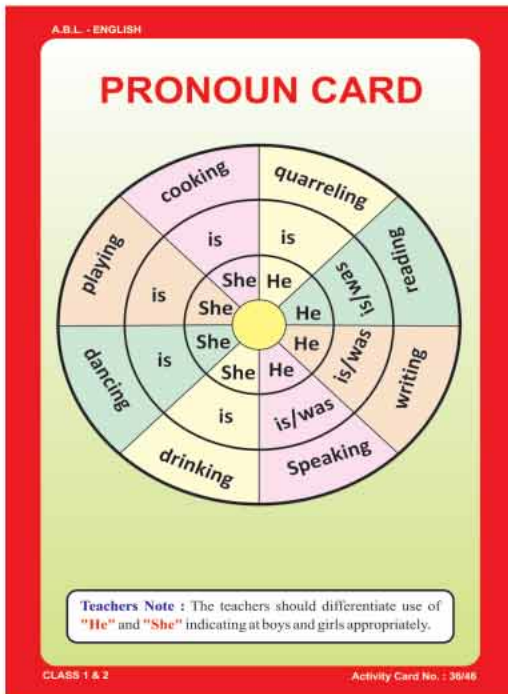
Activity - 11

Competency - The learner can recognize and use pronouns.

Activity Title - Use pronoun

Materials - Activity card -

1. Pronoun card - Card No. 36
2. Word card (Sentence making)
3. Spiral Calendar (ABL Kit 3-5)



Steps for the activity:-

1. विद्यार्थियों को समूह में बैठाएं और एक अपने पास बैठे हुए छात्र या छात्रा के लिए He/She का उपयोग करते हुए कोई वाक्य बोलने को कहें या उसका परिचय कराएं। जैसे He is Amit and She is Meena.
2. Activity cards में से कार्ड संख्या 36 से वाक्य बोलने को कहें और उनको लिखने के लिए भी दें।
3. Word cards में से words चुनते हुए activity board पर He/She का प्रयोग कर वाक्य बनाने को दें।
4. Spiral calendar पर दिए गए Flaps में से pronoun चुनते हुए वाक्य बनवाएं।

Competency : Can use pronouns.

Look at the pictures and complete the sentences using ' He/She'.

..... is a painter.



..... is a mason.



..... is a player.



..... is a singer.



..... is a dancer.



..... is a writer.



Date:.....

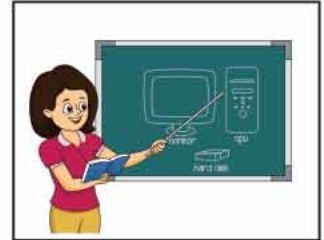
Teacher's Signature

Competency : Can use pronouns and write occupations.

Look at the picture and write their occupation.

Fill in the blanks using the pronoun 'He/She' in the second sentence.

(1) Payal is a
..... teaches in a school.



(2) Vinod is a
..... stitches clothes.



(3) Hasan is a
..... is brave.



(4) My friend is a
..... makes nice pots.



(5) My neighbour is a
..... helps patients.




Competency : Can arrange pictures to make meaningful story

Look at the pictures and arrange in proper order to make a meaningful story.

Write one word in the given space under each box related to the story.



.....



.....



.....



.....



.....



.....



Date:.....

Teacher's Signature

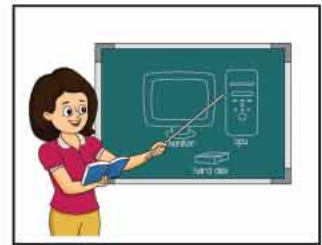
Assessment-11

1. Fill in the blanks with (a/ an/ the) articles:

1. I have pen.
2. My friend is reading English book.
3. Rohit wants to see Taj mahal.
4. Taste of orange is good.

2. Look at the picture and write their occupation in the first sentence and 'He/She' in the second sentence :

(1) Richa is a
..... teaches in a school.



(2) Vipin is a
..... stitches clothes.



3. Recognize the picture and write its name:



e.....



e.....



Remarks:

.....

.....

Teacher's Signature

Endline Assessment (समग्र मूल्यांकन)

- ★ यह मूल्यांकन विद्यार्थी स्वविवेक से करेंगे।
- ★ विद्यार्थी को सभी प्रश्न हल करने हैं।
- ★ शिक्षक विद्यार्थी को केवल प्रश्न समझने में सहायता करेंगे।
- ★ टिप्पणी करते समय शिक्षक विद्यार्थी की संपूर्ण शिक्षण गतिविधियों को ध्यान में रखेंगे।

Q.1 Underline the given letter in each word :

g - jug, girl, legs, judge

s - soft, tomatoes, mess, must

Q.2 Look at the picture and fill in the blanks.



l _ g



m _ _ n



l _ _ k

Q.3 Fill and write colour name:

apple



mango



brinjal




Q.4 Write the name of animals:

goat, horse, rabbit, lion



.....



.....

Q.5 Find and circle the name of colour :

lock, pencil, red, pen, key, black, green, goat, blue, white

Q.6 Fill in the blanks by choosing the appropriate pronoun :

(a) This is Maya. _____ is a woman. (He/She)

(b) This is Mohit. _____ is my classmate. (He/She)

Endline Assessment (समग्र मूल्यांकन)

Q.7 Complete the sentences with is/ are/ am :

- (i) Sachin _____ a player.
(ii) Rahul _____ a teacher.

Q.8 Write the name of your :

teacher country

Q.9 Write the letter that comes just after the given letter:

G _____ B _____ P _____
V _____ H _____ R _____

Q.10 Write the letter that comes just before the given letter:

___ k ___ c ___ x ___ b ___ t ___ y

Q.11 Write any three names of the parts of our body :

.....

Q.12 Fill in the blanks with the missing letters :(appropriate vowel)

bl _ ck
r _ d

gre _ n
p _ nk

or _ nge
p _ rple

Q.13 Match the following and colour the shapes:



Square



Rectangle

Q.14 Make new words using:

___ it ___ ig ___ in



Endline Assessment (समग्र मूल्यांकन)


Q.15 Write three words beginning with letter 's' :

.....

Q. 16 Write plural of the following words :

- (a) boy _____ (b) city _____
(c) tank _____ (d) bench _____

Q.17 Fill in the blanks using 'These/ Those' :

(i)  are mangoes.

(ii) are stars.



Q.18 Look at the picture and write their occupation in the first sentence and 'He/She' in the second sentence :

(1) Sangeeta is a
..... treats in a hospital.



(2) Vikas is a
..... mends shoes.




Q.19 Look at the pictures and write their names in the given space :



.....



.....



.....

Q.20 Fill in the blanks with (a/ an/ the) articles:

- I have book.
- You are good player.

विद्यार्थी के प्रदर्शन का रिकॉर्ड


टिप्पणी :

.....

.....



“आपकी सजगता, बच्चों की सुरक्षा”



बाल अधिकारिता विभाग राजस्थान सरकार

20/198, सेक्टर-2, कावेरी पथ, के.एल. सैनी स्टेडियम के पास मानसरोवर, जयपुर फोन : 0141-2399335
Email : ccosjerajasthan@gmail.com, dcr@rajasthan.gov.in • Website : www.dcrraj.in



शिक्षा का अधिकार



राजस्थान स्कूल शिक्षा परिषद्

ब्लॉक 5, डॉ. राधाकृष्णन शिक्षा संकुल परिसर, जवाहर लाल नेहरू मार्ग, जयपुर -302017